




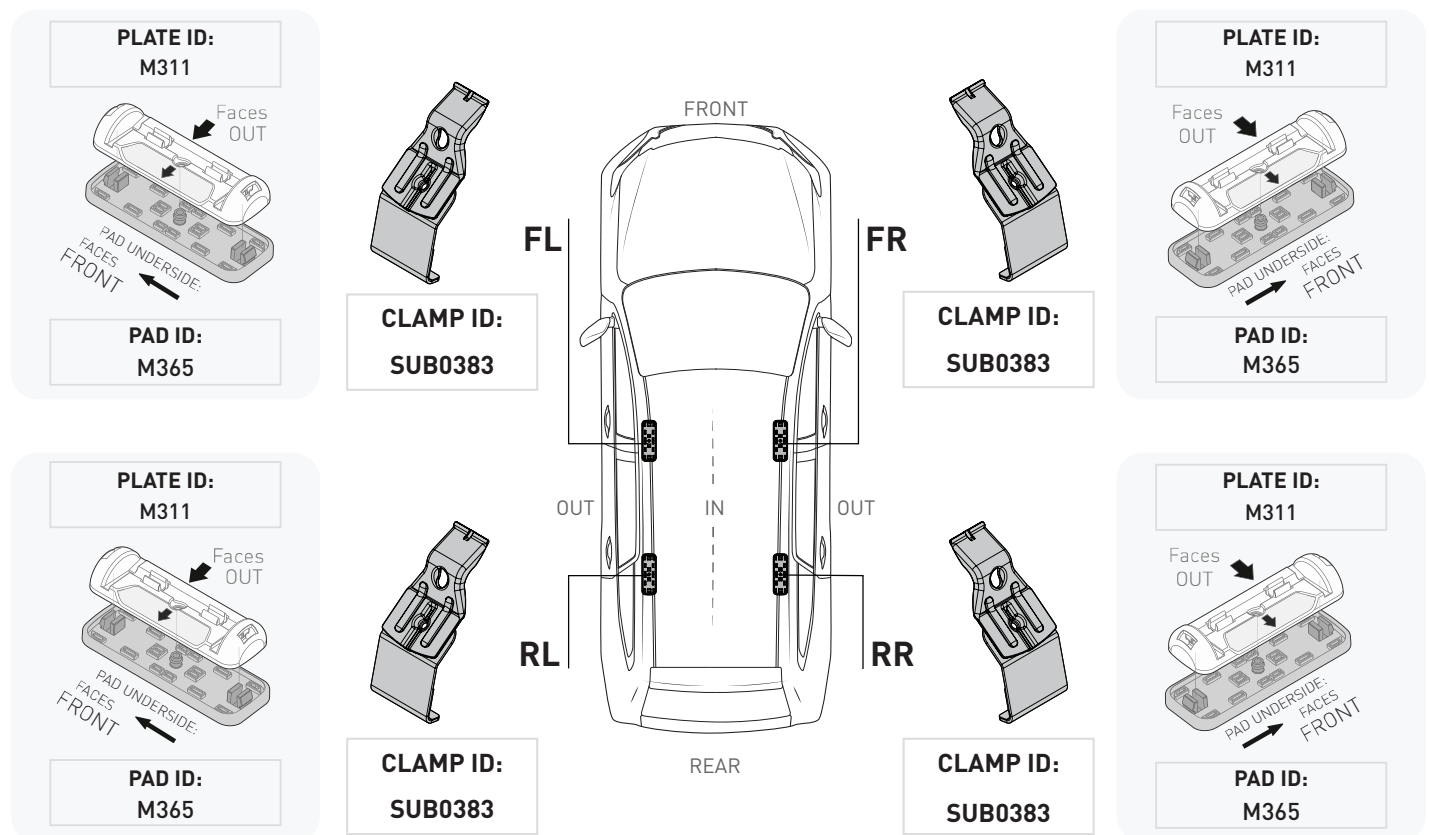


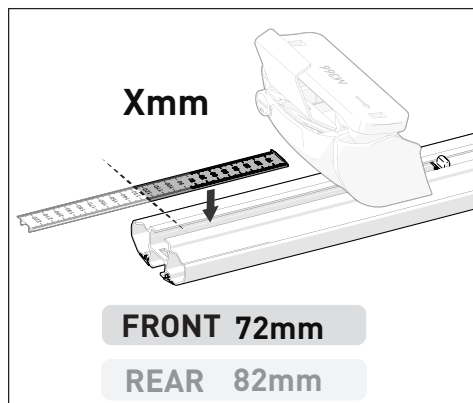


VEHICLE	KIT	CROSSBAR
Chevrolet Silverado 1500 (Ext. Cab)	DK227	SZ137
RUNNING DATES	2007-2013	
VEHICLE NOTES	Refer to page .2 for reference images	
VISIT THE ONLINE CALCULATOR FOR CURRENT SYSTEM LOAD LIMIT DATA 	DYNAMIC ROAD LOAD LIMIT (NOTE: DIFFERENT ON AND OFF ROAD CARGO LIMIT) *USE THE VEHICLE MANUFACTURER'S MAXIMUM ROOF ALLOWANCE IF IT IS LOWER THAN THE FIGURE LISTED	
	 LOAD LIMIT UP TO 60 kg * 132 lb	 SYSTEM WEIGHT 5 kg 11lb  ON ROAD CARGO LIMIT UP TO 55 kg 121 lb OR  OFF ROAD CARGO LIMIT (ON ROAD CARGO LIMIT / 2) UP TO 28 kg 61 lb

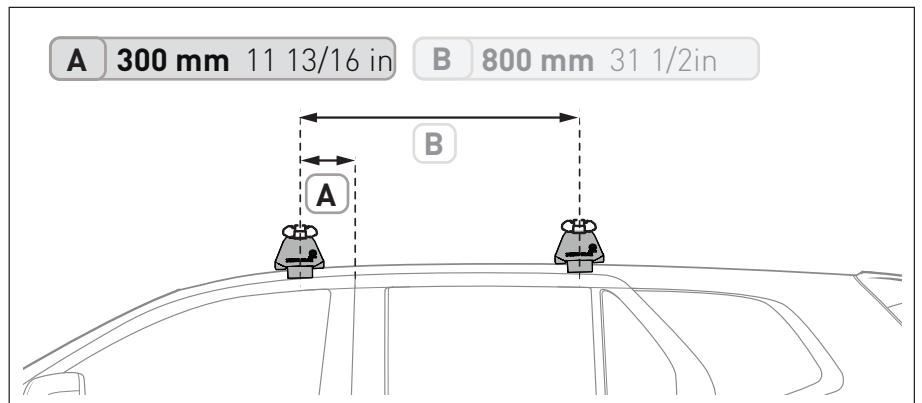
PAD AND CLAMP DETAILS



MEASUREMENT STRIPS



VEHICLE POSITIONING



NOTES FOR DEALERS / FITTERS

It is your responsibility to ensure these fitting instructions are given to the end user or client.

Document No: R4379

Issue No: 1

Issue Date: 18-Dec-24



VEHICLE		KIT	CROSSBAR
Chevrolet Silverado 1500 (Ext. Cab)		DK227	SZ137
RUNNING DATES	2007-2013		
VEHICLE NOTES			

Reference Images



NOTES FOR DEALERS / FITTERS

It is your responsibility to ensure these fitting instructions are given to the end user or client.